


GARMENT TO GARMENT COMPARISON

Compare your own garment size to ours. You can do this by measuring the ½ chest of your garment (laid flat, measured 1cm below the sleeve join; from side seam to side seam) and compare it to ours. Please refer to the individual garment measurements, shown below to determine your garment to garment size comparison.



MEASURING TIPS



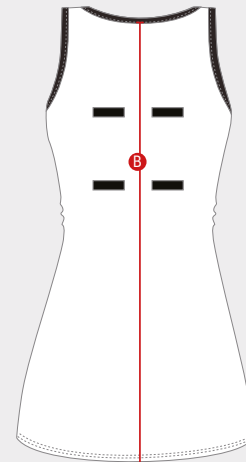
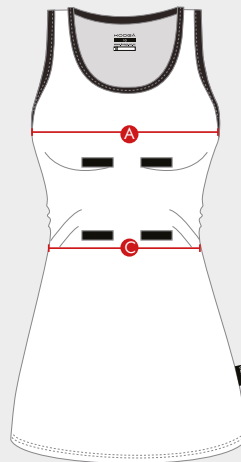
- We can accommodate additional sizes, please enquire.
- Sizing chart should be used as a guide only.
- Measurements may vary depending on design of garment.
- Sizing sets can be provided.

KNZ011U - CLUB NETBALL DRESS

A
1/2 CHEST: Chest measured on half at underarm.

B
LENGTH: Length measured from centre back to hem

C
1/2 WAIST: Waist measured on half at natural waist position



WOMENS FIT

* Size Available 6 - 24+	6	8	10	12	14	16	18	20	22	24
A: 1/2 Chest (cm)	38	40	42	44	46	48	50	52	54	56
B: Length (cm)	80	82	84	86	88	90	92	94	96	98
C: 1/2 Waist (cm)	35	37	39	41	43	45	47	49	51	53

KIDS FIT

	9-10	11-12
A: 1/2 Chest (cm)	34	36
B: Length (cm)	76	78
C: 1/2 Waist (cm)	31	33

*NOTE: All measurements in this catalogue are approximate and are for reference only. Our size charts are a guide only and sizing may vary according to the style, fabric and fit of the actual garment. Waist specifications are measured at the natural waist which are to be considered even though garments will generally fit lower.